

TOMY
6+



Rizmo.com

FOR MORE DETAILS,
VIDEOS AND ASSISTANCE


Instruction Guide

Thank you for purchasing your Rizmo. Please read the instruction guide carefully before use, and keep it for future reference.

Contents:

- 1 x Rizmo (with 4 x AA (LR6) Batteries included)
- 1 x Instruction Guide
- 1 x Rizmo Play Book
- Actual product varies from the illustration shown in this instruction guide.

IMPORTANT: In Baby Rizmo form, the feet, back, and head are locked into place in their initial setting. Do not attempt to force them open. The included batteries are for demo purposes only. For best performance, it is recommended to replace the batteries after Rizmo's first evolution.

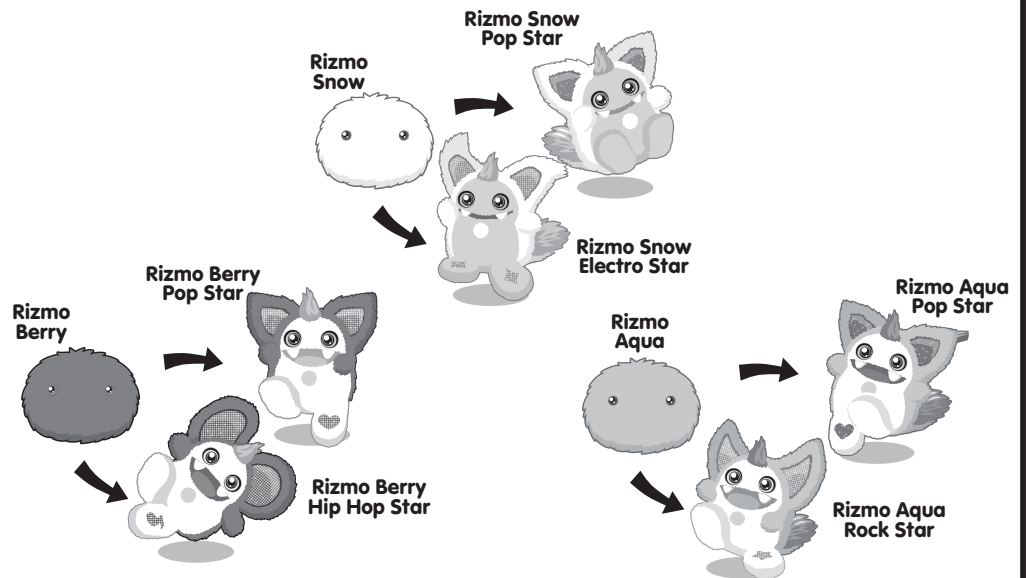


Rizmo's Story

From the far reaches of the universe, new friends have arrived looking for love, music and dance... Rizmo first arrives as a baby. With play, music and nurturing, Rizmo will evolve into Kid Rizmo. With more music and play, Rizmo will grow up to its final evolution.

Make sure you play with Rizmo and feed it with lots of music.

Many Rizmos came to Earth! Which Rizmo did you get?



Rizmo's Growth Chart

My Rizmo is called: _____

My Rizmo's color: _____ My Rizmo's final type: _____ My Rizmo's eye color: _____
(MM/DD/YYYY)

The day we met: / / / _____

The day it evolved to Kid Rizmo: / / / _____


The day it evolved to final Rizmo: / / / _____

Add photo here.
You and your Rizmo!

About Baby Rizmo

Rizmo is asleep! Gently remove from the box and Rizmo will wake up! At first, baby Rizmo is cautious as it meets you for the very first time.

Press its head button. Hold and swing. When Rizmo's eyes turn green, it is ready to play! When its eyes are not lit up, Rizmo is sleeping. Press its head button to wake it up.



How to play with your Rizmo!



- **Baby Rizmo has 5 play modes.** When you gently press Rizmo's head button, its eyes will change color. When Rizmo's eyes are the color of the play mode you want to play, swing Rizmo down to confirm.
- **Press Rizmo's head button when you wish to change the play mode.**

Play modes for both Baby Rizmo / Kid Rizmo

Green: Swing and Talk

When Rizmo's eyes are green, it is ready to play with you. Holding and swinging Rizmo makes it laugh and joyful. It will talk to you in its funny language.




Yellow: Record songs

Music is Rizmo's food. Sing a song for Rizmo after it says "Ready Go!" Rizmo will sing the song back to you. It might even sometimes remember it forever!



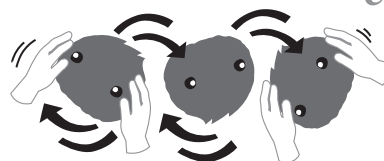
Blue: Music maker

You can make music with your Rizmo. When you move Rizmo up and down or left to right, Rizmo will make various sounds of musical instruments. The music sounds sometimes change with Rizmo's mood at that time.



Orange: Rolling Rhythms

Rizmo likes to sing. Roll Rizmo around and it will hum a melody!



Purple: Rock me to sleep

When you swing Rizmo for approximately 10 seconds, it will fall asleep. To wake up Rizmo, press its head button. Switch off the power button when not playing with Rizmo.



About Rizmo


Rizmo now learns two new play modes!

Pink: Dance to Music

Rizmo loves to dance to the beat! Play some music and Rizmo will perform a groovy dance!

Light Blue: Color Challenge

Rizmo will play a song and its chest light changes color. When the chest light turns yellow, move Rizmo up and down. When the chest light turns green, move Rizmo from left to right. When the chest light turns red, clap your hands. So let's make sure you keep the rhythm right! The more you play, the harder it gets. Are you up for the challenge?!



To evolve your Rizmo, you need 3 things:

- ① **Rizmo loves music** - Record lots of songs and Rizmo will evolve! Songs can bring you musical points.
- ② **Rizmo wants to play with you** - Press its head button to change the play mode. Accumulate musical points! Musical points are acquired when you hear a bell jingle after a play.
- ③ **If ignored, Rizmo will be sad** - When done playing, rock Rizmo to sleep or turn it off to rest.

First Evolution to Kid Rizmo

• **Music is Rizmo's most important food.**

Sing a song for Rizmo after it says "Ready Go!" (YELLOW PLAY MODE). Win 1 musical point every time you hear a bell jingle after recording a song. You will need to feed your Rizmo a minimum of 15 songs. Rizmo also needs to play with you. Keeping Rizmo happy will help you win even more musical points! Win 1 musical point every time you hear a bell jingle after a play (ANY MODE). To evolve, Rizmo needs approximately 35 musical points (including 15 songs minimum).

• **Rizmo is ready to evolve when its eyes start changing colors (red, blue, yellow).**

Place Rizmo on a flat surface - Important: When evolving, do not hold Rizmo. Do not place on a soft or bumpy surface.

Encourage Rizmo to evolve when its eyes turn white! - "You can do it Rizmo" ("MAKE SOME NOISE!!!")

As Rizmo evolves, it will learn more songs.

After growing up, Rizmo will remember some of the songs it learned to sing as a baby.



Rizmo's final evolution!

• **Rizmo doesn't evolve just once! It grows again!**

For its final evolution, Kid Rizmo needs to win another 35 musical points including a minimum of 15 new recorded songs.

Rizmo is ready to evolve when its eyes start changing colors (red, blue, yellow).

Rizmo can get grumpy!

• **Sometimes when ignored, Rizmo will get grumpy!**

Rizmo will cry to get your attention. If you continue to ignore it, Rizmo will be sad. If you fail the Color Challenge game 5 times in a row, Rizmo will be sad. When grumpy, Rizmo will not want to play with you. Its back eyes turn red!


- ### • **To make Rizmo happy again, swing it and/or touch its head button until its eyes turn back to green.**

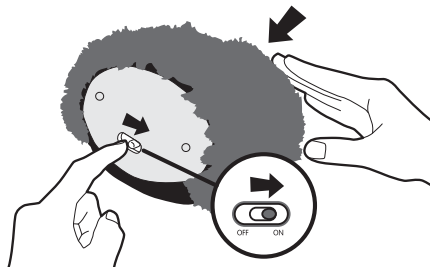
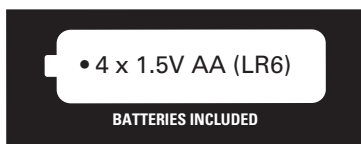


Rizmo - T12311 (T12312 / T12313) T12314 (T12315 / T12316) T12317 (T12318 / T12319)

6+


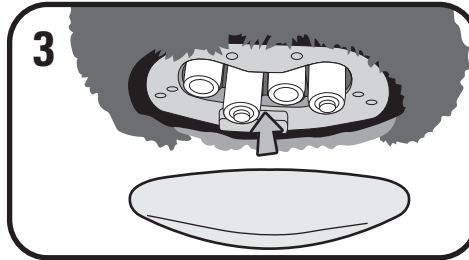
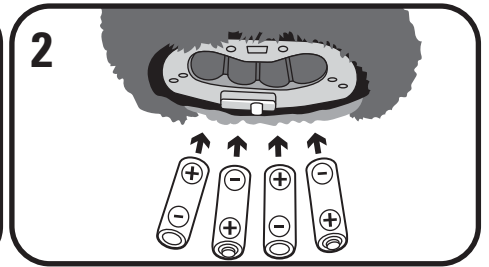
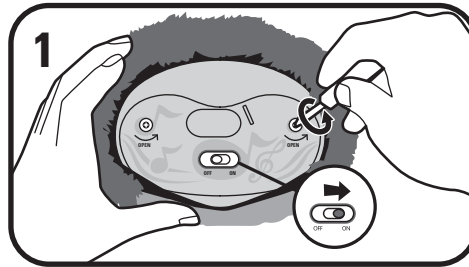
BATTERY INSERTION AND REPLACEMENT: Batteries included. IMPORTANT:

- Required tool, not included. 
- Included batteries are for demo only.
- When replacing the battery, turn off the power.
- Replacing the battery will not erase Rizmo's memory.
- Do not use rechargeable batteries.
- Batteries must be removed and inserted under adult supervision.
- Do not attempt to recharge non-rechargeable batteries.
- Take special care to ensure batteries are inserted correctly, observing (+) and (-) marks on battery and product.
- Remove exhausted batteries from product and dispose of properly.
- Do not short-circuit the supply terminals.
- Do not mix old (used) and new batteries or batteries of different types, e.g. alkaline, standard (carbon-zinc), rechargeable (e.g. NiMH), or batteries of a different make/brand.
- Do not dispose of batteries in fire as they may explode or leak.



How to change Rizmo's sound level from high to low.

To change your Rizmo's sound level, simultaneously press and hold down the head button and turn on the power button.



FAQ & Troubleshooting

• My Rizmo is dirty. Can I wash it?

Do not submerge Rizmo in water. This will damage the electronics. Make sure to carefully spot clean only.

• Can I use rechargeable batteries with Rizmo?

No, please do not use rechargeable batteries for Rizmo

• Can you open baby/kid Rizmo's head, back and legs?

Do not try to pull open with force. Before Rizmo evolves, it is locked in baby stage. Do not open manually as it may break.



The wheelie bin symbol indicates the product and batteries must not be disposed of in domestic waste as they contain substances damaging to the environment and health. Please use collection points or recycling facilities.

WARNING: CHOKING HAZARD – Small parts. Not suitable for children under 3 years.

Please retain all product information for future reference. More instruction, videos, and information at www.tomy.com. **IMPORTANT:** Remove any plastic attachments and packaging before giving to children. Color and contents may vary. In Baby Rizmo form, the feet, back, and head are locked into place in their initial setting. Do not attempt to force them open. To avoid the risk of hair entanglement, keep motorized parts away from hair. The included batteries are for demo purposes only. For best performance, it is recommended to replace the batteries after Rizmo's first evolution. For indoor use only. Do not leave Rizmo in direct sunlight or in extreme temperatures. Rizmo is not water-proof. Do not submerge in water.

⚠ WARNING: This toy produces flashes that may trigger epilepsy in sensitized individuals.

U.S. FCC Warning: Changes or modifications not expressly approved by the manufacturer responsible for compliance could void the user's authority to operate the equipment.

NOTE: This equipment has been tested and found to comply with the limits for a Class B digital device, pursuant to Part 15 of the FCC Rules. These limits are designed to provide reasonable protection against harmful interference in a residential installation. This equipment generates, uses, and can radiate radio frequency energy and, if not installed and used in accordance with the instructions, may cause harmful interference to radio communications. However, there is no guarantee that interference will not occur in a particular installation. If this equipment does cause harmful interference to radio or television reception, which can be determined by turning the equipment off and on, the user is encouraged to try to correct the interference by one or more of the following measures:

- Reorient or relocate the receiving antenna.
- Increase the separation between the equipment and receiver.
- Connect the equipment into an outlet on a circuit different from that to which the receiver is connected.
- Consult the dealer or an experienced radio/TV technician for help.

This device complies with Part 15 of the FCC Rules. Operation is subject to the following two conditions: (1) this device may not cause harmful interference, and (2) this device must accept any interference received, including interference that may cause undesired operation.

accepte toute interférence, même celle provoquée par une utilisation inappropriée de l'appareil.

CAN ICES-3(B) / NMB-3(B)



www.tomy.com

TOMY EUROPE

(TOMY EUROPE IS THE TRADING NAME OF TOMY UK CO., LTD TOMY EUROPE EST LE NOM COMMERCIAL DE TOMY UK CO., LTD) HEMBURY HOUSE, EXETER, EX2 5AZ, UK

TOMY FRANCE

CS70358, 74164 ARCHAMPS, FRANCE

TOMY INTERNATIONAL

OAK BROOK, ILLINOIS 60523, USA

US AND CANADIAN CUSTOMER CARE/ASSISTANCE

CLIENTÈLE POUR LES USA ET LE CANADA

TEL: 1-800-704-8697

© TOMY

Oak Brook, Illinois 60523, USA

All Rights Reserved. Tous droits réservés.

MADE IN CHINA. FABRIQUÉ EN CHINE.

T12311, T12314, T12317 190404



TOMY
© TOMY Oak Brook, Illinois 60523, USA